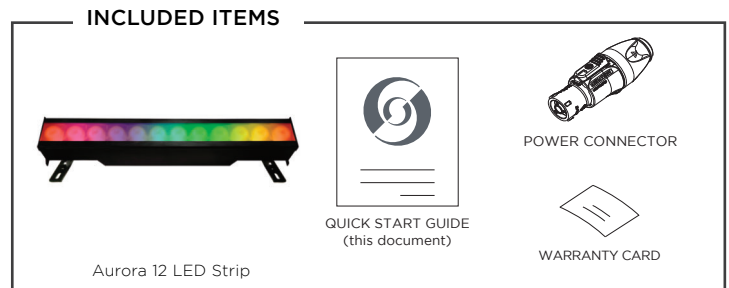


AURORA 12 LED STRIP

This document provides basic setup instructions and safety warnings for the following product(s):

64508-002	Aurora 12 LED Strip
-----------	---------------------

Read all instructions before installing or using this product. Retain this manual for future reference. Additional product information and descriptions may be found on the product specification sheet.

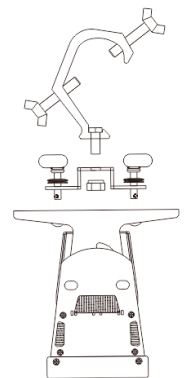


INSTALLATION AND SETUP

MOUNTING

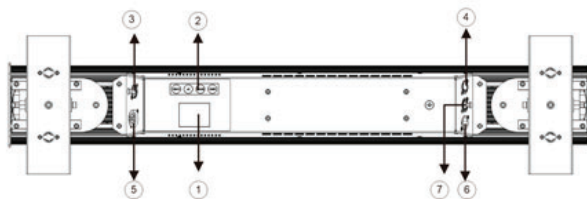
The unit should be mounted via its screw holes on the bracket. Always ensure that the unit is firmly fixed to avoid vibration and slipping while operating. Always ensure that the structure to which you are attaching the unit is secure and is able to support a weight of 10 times of the unit's weight. Always use a safety cable that can hold up to 12 times the weight of the unit when installing the fixture.

The luminaire must be mounted by professionals.



SET UP

CONTROL PANEL



- ① LCD display - shows the menu and selected functions
- ② Buttons:
 MENU - To select the programming functions
 DOWN - To go backward in the selected functions
 UP - To go forward in the selected functions
 ENTER - To confirm the selected functions
- ③ DMX IN - 5-pin XLR cable to link DMX console
- ④ DMX OUT - 5-pin XLR cable to link to the next unit
- ⑤ Power In - connects to power supply
- ⑥ Power Out - connects to next fixture
- ⑦ ARNET

QUICK REFERENCE DMX MAP

SSCC MODE 1 ZONE (DEFAULT)

DMX CHANNEL	PARAMETER
1	Intensity (High)
2	Intensity (Low)
3	Strobe
4	Color Preset
5	Control Chanel
6	Cyan (High)
7	Cyan (Low)
8	Yellow (High)
9	Yellow (Low)
10	Magenta (High)
11	Magenta (Low)
12	CTO

SSCC MODE 4 CELL

DMX CHANNEL	PARAMETER	DMX CHANNEL	PARAMETER
1	Intensity (High)	18	Magental (Low) 2
2	Intensity (Low)	19	CTO 2
3	Strobe	20	Cyan (High) 3
4	Color Preset	21	Cyan (Low) 3
5	Control Chanel	22	Yellow (High) 3
6	Cyan (High) 1	23	Yellow (Low) 3
7	Cyan (Low) 1	24	Magenta (High) 3
8	Yellow (High) 1	25	Magental (Low) 3
9	Yellow (Low) 1	26	CTO 3
10	Magenta (High) 1	27	Cyan (High) 4
11	Magenta (Low) 1	28	Cyan (Low) 4
12	CTO 1	29	Yellow (High) 4
13	Cyan (High) 2	30	Yellow (Low) 4
14	Cyan (Low) 2	31	Magenta (High) 4
15	Yellow (High) 2	32	Magental (Low) 4
16	Yellow (Low) 2	33	CTO 4
17	Magenta (High) 2		

SQCC MODE 1 ZONE

DMX CHANNEL	PARAMETER
1	Intensity (High)
2	Intensity (Low)
3	Strobe
4	Color Preset

SOCC MODE 1 ZONE

DMX CHANNEL	PARAMETER	DMX CHANNEL	PARAMETER
1	Intensity (High)	10	Blue (High)
2	Intensity (Low)	11	Blue (Low)
3	Strobe	12	Amber (High)
4	Color Preset	13	Amber (Low)
5	Control Chanel	14	Lime (High)
6	Red (High)	15	Lime (Low)
7	Red (Low)	16	Cyan (High)
8	Green (High)	17	Cyan (Low)
9	Green (Low)		

SSCC MODE 12 CELL

DMX CHANNEL	PARAMETER	DMX CHANNEL	PARAMETER	DMX CHANNEL	PARAMETER
1	Intensity (High)	38	Magenta (High) 5	75	CTO 10
2	Intensity (Low)	39	Magental (Low) 5	76	Cyan (High) 11
3	Strobe	40	CTO 5	77	Cyan (Low) 11
4	Color Preset	41	Cyan (High) 6	78	Yellow (High) 11
5	Control Chanel	42	Cyan (Low) 6	79	Yellow (Low) 11
6	Cyan (High) 1	43	Yellow (High) 6	80	Magenta (High) 11
7	Cyan (Low) 1	44	Yellow (Low) 6	81	Magental (Low) 11
8	Yellow (High) 1	45	Magenta (High) 6	82	CTO 11
9	Yellow (Low) 1	46	Magental (Low) 6	83	Cyan (High) 12
10	Magenta (High) 1	47	CTO 6	84	Cyan (Low) 12
11	Magenta (Low) 1	48	Cyan (High) 7	85	Yellow (High) 12
12	CTO1	49	Cyan (Low) 7	86	Yellow (Low) 12
13	Cyan (High) 2	50	Yellow (High) 7	87	Magenta (High) 12
14	Cyan (Low) 2	51	Yellow (Low) 7	88	Magental (Low) 12
15	Yellow (High) 2	52	Magenta (High) 7	89	CTO 12
16	Yellow (Low) 2	53	Magental (Low) 7	70	Cyan (Low) 10
17	Magenta (High) 2	54	CTO 7	71	Yellow (High) 10
18	Magental (Low) 2	55	Cyan (High) 8	72	Yellow (Low) 10
19	CTO 2	56	Cyan (Low) 8	73	Magenta (High) 10
20	Cyan (High) 3	57	Yellow (High) 8	74	Magental (Low) 10
21	Cyan (Low) 3	58	Yellow (Low) 8	75	CTO 10
22	Yellow (High) 3	59	Magenta (High) 8	76	Cyan (High) 11
23	Yellow (Low) 3	60	Magental (Low) 8	77	Cyan (Low) 11
24	Magenta (High) 3	61	CTO 8	78	Yellow (High) 11
25	Magental (Low) 3	62	Cyan (High) 9	79	Yellow (Low) 11
26	CTO 3	63	Cyan (Low) 9	80	Magenta (High) 11
27	Cyan (High) 4	64	Yellow (High) 9	81	Magental (Low) 11
28	Cyan (Low) 4	65	Yellow (Low) 9	82	CTO 11
29	Yellow (High) 4	66	Magenta (High) 9	83	Cyan (High) 12
30	Yellow (Low) 4	67	Magental (Low) 9	84	Cyan (Low) 12
31	Magenta (High) 4	68	CTO 9	85	Yellow (High) 12
32	Magental (Low) 4	69	Cyan (High) 10	86	Yellow (Low) 12
33	CTO 4	70	Cyan (Low) 10	87	Magenta (High) 12
34	Cyan (High) 5	71	Yellow (High) 10	88	Magental (Low) 12
35	Cyan (Low) 5	72	Yellow (Low) 10	89	CTO 12
36	Yellow (High) 5	73	Magenta (High) 10		
37	Yellow (Low) 5	74	Magental (Low) 10		

SQCC MODE 1 ZONE

DMX CHANNEL	PARAMETER
1	Intensity (High)
2	Intensity (Low)
3	Strobe
4	Color Preset

SOCC MODE 1 ZONE

DMX CHANNEL	PARAMETER	DMX CHANNEL	PARAMETER
1	Intensity (High)	10	Blue (High)
2	Intensity (Low)	11	Blue (Low)
3	Strobe	12	Amber (High)
4	Color Preset	13	Amber (Low)
5	Control Chanel	14	Lime (High)
6	Red (High)	15	Lime (Low)
7	Red (Low)	16	Cyan (High)
8	Green (High)	17	Cyan (Low)
9	Green (Low)		

SOCC MODE 4 CELL

DMX CHANNEL	PARAMETER	DMX CHANNEL	PARAMETER	DMX CHANNEL	PARAMETER
1	Intensity (High)	19	Red (Low) 2	37	Amber (Low) 3
2	Intensity (Low)	20	Green (High) 2	38	Lime (High) 3
3	Strobe	21	Green (Low) 2	39	Lime (Low) 3
4	Color Preset	22	Blue (High) 2	40	Cyan (High) 3
5	Control Chanel	23	Blue (Low) 2	41	Cyan (Low) 3
6	Red (High) 1	24	Amber (High) 2	42	Red (High) 4
7	Red (Low) 1	25	Amber (Low) 2	43	Red (Low) 4
8	Green (High) 1	26	Lime (High) 2	44	Green (High) 4
9	Green (Low) 1	27	Lime (Low) 2	45	Green (Low) 4
10	Blue (High) 1	28	Cyan (High) 2	46	Blue (High) 4
11	Blue (Low) 1	29	Cyan (Low) 2	47	Blue (Low) 4
12	Amber (High) 1	30	Red (High) 3	48	Amber (High) 4
13	Amber (Low) 1	31	Red (Low) 3	49	Amber (Low) 4
14	Lime (High) 1	32	Green (High) 3	50	Lime (High) 4
15	Lime (Low) 1	33	Green (Low) 3	51	Lime (Low) 4
16	Cyan (High) 1	34	Blue (High) 3	52	Cyan (High) 4
17	Cyan (Low) 1	35	Blue (Low) 3	53	Cyan (Low) 4
18	Red (High) 2	36	Amber (High) 3		

SOCC MODE 12 CELL

DMX CHANNEL	PARAMETER	DMX CHANNEL	PARAMETER	DMX CHANNEL	PARAMETER	DMX CHANNEL	PARAMETER
1	Intensity (High)	39	Lime (Low) 3	74	Lime (High) 6	112	Cyan (High) 9
2	Intensity (Low)	40	Cyan (High) 3	75	Lime (Low) 6	113	Cyan (Low) 9
3	Strobe	41	Cyan (Low) 3	76	Cyan (High) 6	114	Red (High) 10
4	Color Preset	42	Red (High) 4	77	Cyan (Low) 6	115	Red (Low) 10
5	Control Chanel	43	Red (Low) 4	78	Red (High) 7	116	Green (High) 10
6	Red (High) 1	44	Green (High) 4	79	Red (Low) 7	117	Green (Low) 10
7	Red (Low) 1	45	Green (Low) 4	80	Green (High) 7	118	Blue (High) 10
8	Green (High) 1	46	Blue (High) 4	81	Green (Low) 7	119	Blue (Low) 10
9	Green (Low) 1	43	Red (Low) 4	82	Blue (High) 7	120	Amber (High) 10
10	Blue (High) 1	44	Green (High) 4	83	Blue (Low) 7	121	Amber (Low) 10
11	Blue (Low) 1	45	Green (Low) 4	84	Amber (High) 7	122	Lime (High) 10
12	Amber (High) 1	46	Blue (High) 4	85	Amber (Low) 7	123	Lime (Low) 10
13	Amber (Low) 1	47	Blue (Low) 4	86	Lime (High) 7	124	Cyan (High) 10
14	Lime (High) 1	49	Amber (Low) 4	87	Lime (Low) 7	125	Cyan (Low) 10
15	Lime (Low) 1	50	Lime (High) 4	88	Cyan (High) 7	127	Red (Low) 11
16	Cyan (High) 1	51	Lime (Low) 4	89	Cyan (Low) 7	128	Green (High) 11
17	Cyan (Low) 1	52	Cyan (High) 4	90	Red (High) 8	129	Green (Low) 11
18	Red (High) 2	53	Cyan (Low) 4	91	Red (Low) 8	130	Blue (High) 11
19	Red (Low) 2	54	Red (High) 5	92	Green (High) 8	131	Blue (Low) 11
20	Green (High) 2	55	Red (Low) 5	93	Green (Low) 8	132	Amber (High) 11
21	Green (Low) 2	56	Green (High) 5	94	Blue (High) 8	133	Amber (Low) 11
22	Blue (High) 2	57	Green (Low) 5	95	Blue (Low) 8	134	Lime (High) 11
23	Blue (Low) 2	58	Blue (High) 5	96	Amber (High) 8	135	Lime (Low) 11
24	Amber (High) 2	59	Blue (Low) 5	97	Amber (Low) 8	136	Cyan (High) 11
25	Amber (Low) 2	60	Amber (High) 5	98	Lime (High) 8	137	Cyan (Low) 11
26	Lime (High) 2	61	Amber (Low) 5	99	Lime (Low) 8	138	Red (High) 12
27	Lime (Low) 2	62	Lime (High) 5	100	Cyan (High) 8	139	Red (Low) 12
28	Cyan (High) 2	63	Lime (Low) 5	101	Cyan (Low) 8	140	Green (High) 12
29	Cyan (Low) 2	64	Cyan (High) 5	102	Red (High) 9	141	Green (Low) 12
30	Red (High) 3	65	Cyan (Low) 5	103	Red (Low) 9	142	Blue (High) 12
31	Red (Low) 3	66	Red (High) 6	104	Green (High) 9	143	Blue (Low) 12
32	Green (High) 3	67	Red (Low) 6	105	Green (Low) 9	144	Amber (High) 12
33	Green (Low) 3	68	Green (High) 6	106	Blue (High) 9	145	Amber (Low) 12
34	Blue (High) 3	69	Green (Low) 6	107	Blue (Low) 9	146	Lime (High) 12
35	Blue (Low) 3	70	Blue (High) 6	108	Amber (High) 9	147	Lime (Low) 12
36	Amber (High) 3	71	Blue (Low) 6	109	Amber (Low) 9	148	Cyan (High) 12
37	Amber (Low) 3	72	Amber (High) 6	110	Lime (High) 9	149	Cyan (Low) 12
38	Lime (High) 3	73	Amber (Low) 6	111	Lime (Low) 9		

COMPLIANCE

This equipment has been tested and found to comply with the limits for a Class A digital device pursuant to Part 15 of FCC Rules. These limits are designed to provide reasonable protection against harmful interference when this equipment is operated in a commercial environment. This equipment generates, uses, and can radiate radio frequency energy and, if not installed and used in accordance with Vari-Lite system, service, and safety guidelines, may cause harmful interference to radio communications. Operation of this equipment in a residential area is likely to cause harmful interference, in which case the user will be required to correct the interference at his/her own expense.

DECLARATION OF CONFORMITY

We declare, under our sole responsibility, that this product complies with the relevant clauses of the following standards and harmonized documents:

SAFETY

EN 60598-1:2015 + A1:2018;
EN 60598-2-17:2018;
EN 60598-2-4:2018;
EN 62493:2015;
EN 62471:2008;
EN 62031: 2008 + A1: 2013 + A2: 2015;
EN 61347-2-11:2001;
EN 61347-1:2015 Low Voltage Directive 2014/35/EU

EMC

EN 55032:2015
EN 55103-2: 2009
EN 61000-3-2:2014
EN 61000-3-3:2013
EN 55015:2013+A1:2015
EN 61547:2009
EMC Directive 2014/30/EU

ROHS

EN 62321:2012
We certify that the product conforms to the protection requirements of council directives: Low Voltage Directive 2014/35/EU, 2014/30/EU (EMC), and Restriction of the use of certain Hazardous Substances in electrical and electronic equipment Directive (RoHS), 2015/863. Equipment referred to in this declaration of conformity was first manufactured in 2017 in compliance with these standards.

CUSTOMER SERVICE

If you have any questions regarding this product, please contact Customer Service at +1-214-647-7880 or via e-mail at entertainment.service@signify.

LIMITED 2-YEAR WARRANTY

Vari-Lite offers a two-year limited warranty on its control products against defects in materials or workmanship from the date of delivery. A copy of Vari-Lite two-year limited warranty containing specific terms and conditions can be obtained from the Vari-Lite website at www.strandlighting.com or by contacting your local Vari-Lite office.

SAFETY WARNINGS AND NOTICES

When using electrical equipment, basic safety precautions should always be followed including the following:

READ AND FOLLOW ALL SAFETY INSTRUCTIONS.

- For indoor, dry locations use only. Do not use outdoors.
- Equipment should be mounted in locations and at heights where it will not readily be subjected to tampering by unauthorized personnel.
- The use of accessory equipment not recommended by the manufacturer may cause an unsafe condition.
- Not for residential use. Do not use this equipment for other than intended use.
- Refer service to qualified personnel.
- The use of accessory equipment not recommended by the manufacturer may cause an unsafe condition.
- Not for residential use. Do not use this equipment for other than intended use.
- Refer service to qualified personnel. This fixture contains no user serviceable parts.
- Prior to first use, carefully inspect unit for damage from shipping.
- Installation and operation to be performed by qualified personnel only.
- Use safety tether when mounting.
- Install only in locations with adequate ventilation of at least 50cm clearance from adjacent surfaces.
- Ensure sure that ventilation slots are not blocked.
- Ensure that the voltage and frequency of the power supply match the power requirements of the fixture.
- The fixture must be earthed/grounded to the appropriate conductor.
- Do not operate fixture outside the ambient temperature range of 0-40°C.
- Do not connect the fixture to any dimmer pack.
- New fixtures may emit a chemical odor due to the manufacturing process. This odor will dissipate over time.
- Note distance requirement(s) from combustible materials or illuminated objects. Do not mount near gas or electric heaters.
- Prior to each use, carefully inspect power cables and replace any damaged cables.
- Exterior surfaces of the luminaire will be hot during operation. Take appropriate precautions.
- Continuous use of the fixture may shorten the lifespan. Power down the fixture when not in use.
- Clean fixtures regularly, particularly when working in a dusty environment.
- Never touch power cables or wires while the fixture is powered on.
- Avoid entangling power wires with other cables.
- In the event of a serious operating problem, immediately discontinue using the fixture.
- Never turn on and off the unit time after time.
- The housing, lenses, and/or the ultraviolet filter must be replaced if they are damaged.
- Disconnect mains power if the fixture is not used for a long time.
- Original packing materials can be reused for transporting the fixture.
- This fixture is designed for dry locations only. Exposure to rain or moisture may damage fixture unless it is suitably IP rated.
- Do not look directly at the LED light beam while the fixture is on.
- Equipment should be mounted in locations and at heights where it will not readily be subjected to tampering by unauthorized personnel.

SAVE THESE INSTRUCTIONS.

WARNING: Refer to National Electrical Code® and local codes for cable specifications. Failure to use proper cable can result in damage to equipment or danger to personnel.



AMERICAS

10911 Petal Street
Dallas, TX 75235
Tel: +1 214-647-7880
Fax: +1 214-647-8039

ASIA

Room 1201, Freetown Tower D
E 3rd Ring Rd S, 58
Chaoyang Qu
Beijing Shi, China
Tel: +8610-58674776
Fax: +8610-58674775

B-1-27, Dataran Cascades, No. 13A
Jalan PJU 5/1
Kota Damansara PJU 5
47810 Petaling Jaya
Selangor, Malaysia
Tel: +60 3-7611 7302

EUROPE

Rondweg Zuid 85
Winterswijk 7102 JD
Netherlands
Tel: +31 543-542516
Fax: +31 543-542513

24 Sovereign Park
Coronation Road
Park Royal, London
NW10 7QP
United Kingdom
Tel: +44 020 8965 3209

© 2020 Signify Holding. All rights reserved.

All trademarks are owned by Signify Holding or their respective owners. The information provided herein is subject to change, without notice. Signify does not give any representation or warranty as to the accuracy or completeness of the information included herein and shall not be liable for any action in reliance thereon. The information presented in this document is not intended as any commercial offer and does not form part of any quotation or contract, unless otherwise agreed by Signify. Data subject to change.