




CONTACT RELAY PANEL



CONTACT RELAY PANELS come in panel sizes of 12, 24, 36, 42, and 48 relay variants. CONTACT RELAY PANELS are ideal for a wide range of control and energy management applications.

The system's integrated clock provides full astronomical time control for hundreds of events with full day-of-the-week and calendar scheduling. The integrated flash warn feature provides visual warning of any time clock control action.

Contact is easy to set up and configure with a simple walk-around interface for connecting control stations to relays, as well as a computer-based configurator for advanced installations.



CONTACT RELAY PANEL

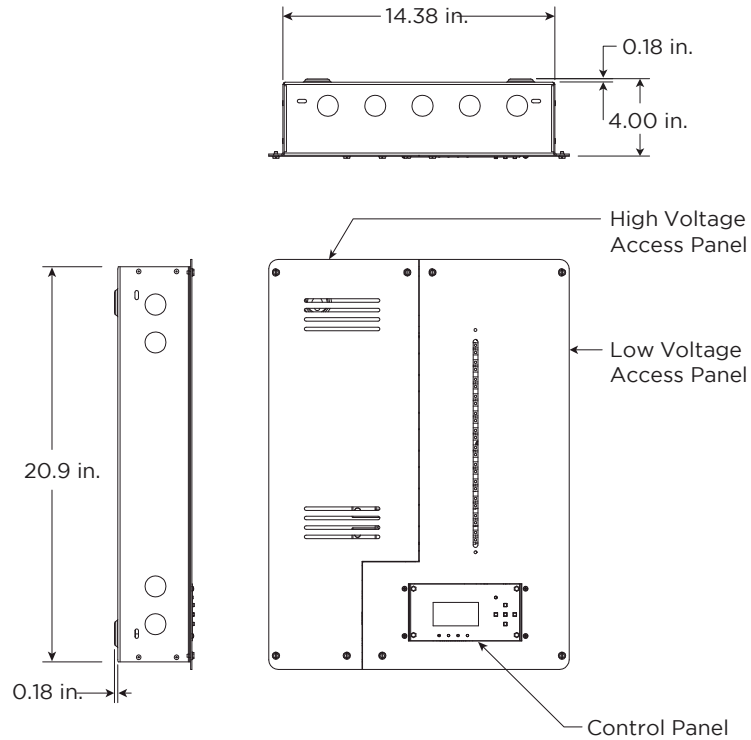
FEATURES

- Recessed or surface-mount relay panel
- Individually fed branch circuits or 3-Phase MLO power options
- cCSAus listed
- Space for 12, 24, 36, 42, or 48 relay poles per enclosure
- Single and double pole relays rated for 20 amps 120, 230, 277, and 347 volts
- Vision.net control station support
- DMX512 input
- Optional ShowNet ethernet
- Astronomical clock
- Local control of all relays
- Password protected LCD screen and push buttons makes easy system configuration, or configure via your personal computer
- Master - Expansion rack configuration, one rack processor can run up to 96 relays
- Cabinets may be linked to A21 dimmer racks to provide a fully integrated solution
- Barriers available for systems fed from breaker panels to allow for 120/277 volt feeds on individual feed panels

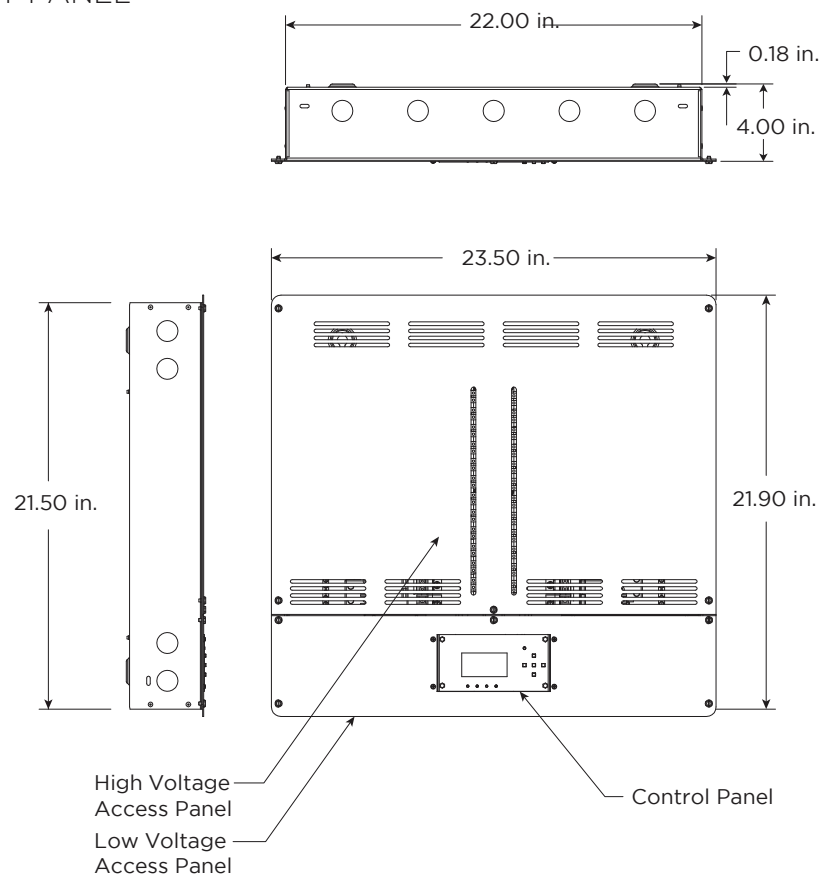


CONTACT RELAY PANEL

12 CIRCUIT RELAY PANEL



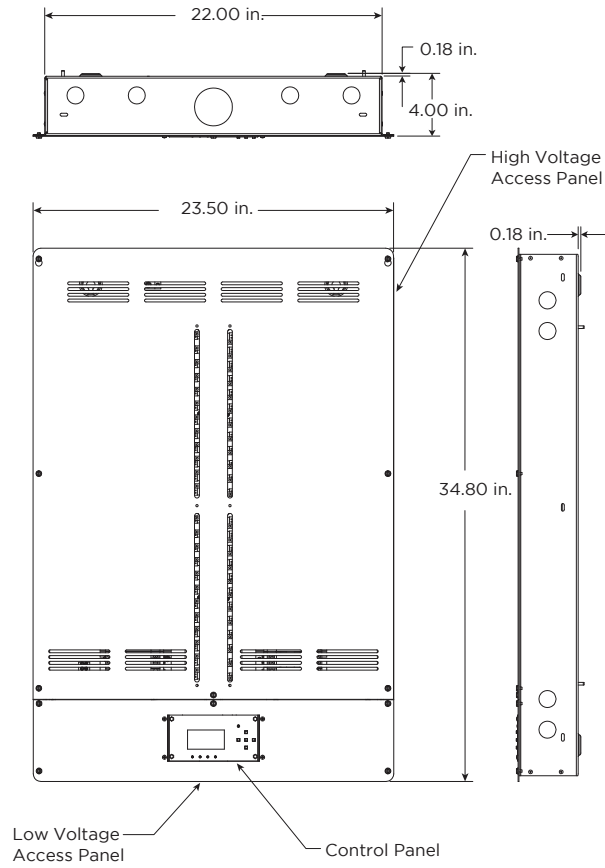
24 CIRCUIT RELAY PANEL



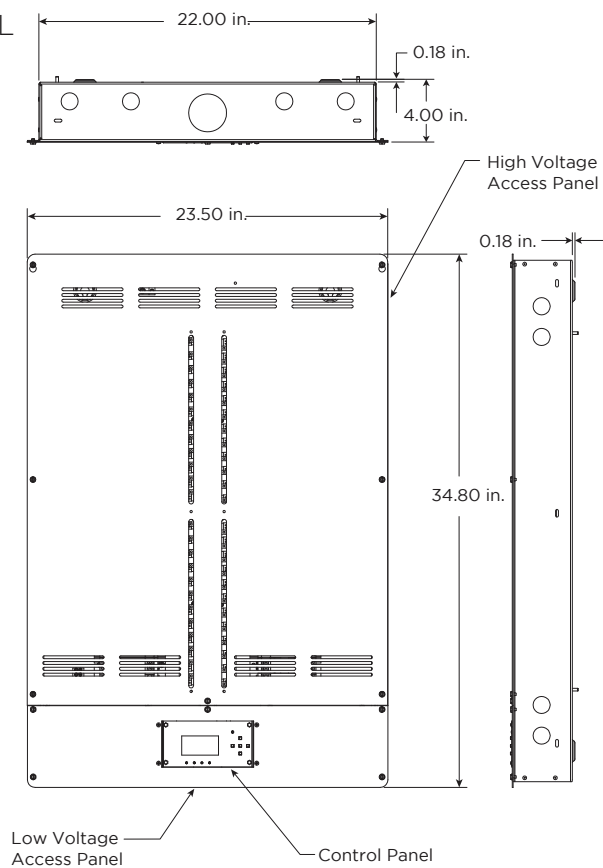


CONTACT RELAY PANEL

36 CIRCUIT RELAY PANEL



48 CIRCUIT RELAY PANEL





CONTACT RELAY PANEL

CONTACT RELAY PANELS

CONTACT RELAY PANELS - INDIVIDUALLY FED ⁽¹⁾ ⁽²⁾	ORDER CODE
Relay Insert Panel, 12-circuit	76910
Relay Insert Panel, 24-circuit	76911
Relay Insert Panel, 36-circuit	76912
Relay Insert Panel, 48-circuit	76913

CONTACT RELAY PANEL ENCLOSURES	
Enclosure for use with 76910 insert	CONBOX-1
Enclosure for use with 76911 insert	CONBOX-2
Enclosure for use with 76912 / 76913 / 76921C / 76931C inserts	CONBOX-3
Enclosure for use with 76922C / 76923C / 76932C / 76933C inserts	CONBOX-4

POWER MODULES

3-PHASE INPUT AND 120 V BREAKERS ⁽¹⁾ ⁽²⁾ ⁽³⁾	ORDER CODE
Relay Insert Panel with Breakers, 24-way	76921C
Relay Insert Panel with Breakers, 36-way	76922C
Relay Insert Panel with Breakers, 42-way	76923C

3-PHASE INPUT AND 277 V BREAKERS ⁽¹⁾ ⁽²⁾ ⁽³⁾	ORDER CODE
Relay Insert Panel with Breakers, 24-way	76931C
Relay Insert Panel with Breakers, 36-way	76932C
Relay Insert Panel with Breakers, 42-way	76933C

(1) When ordering, specify control options and relay types (number of 1 pole or 2 pole). Note, 2-pole relays occupy (and count as) two relay slots.

(2) Panels with circuit breakers come with 3-phase mains lugs for power input.

(3) Panel inserts only. When ordering, specify relay panel enclosure. See Contact Relay Panel Enclosures for required enclosure type.



CONTACT RELAY PANEL

CONTACT RELAY PANEL OPTIONS

CONTROL OPTIONS	ORDER CODE
Master Control Option (for 76910 models only)	76960
Auxiliary Control Option (for 76910 models only - operates with a master panel)	76961
Master Control Option (all models except 76910)	76962
Auxiliary Control Option (all models except 76910 - operates with a master panel)	76963
Ethernet Control Module	74161
UL 924 Kit	76924
Barrier Kit	76990
RELAY OPTIONS	ORDER CODE
Relay, 1-pole	76991
Relay, 2-pole (occupies two slots)	76992
347V POWER SUPPLY OPTION	
277/347V Power Supply for control electronics	76951
CIRCUIT BREAKER OPTIONS	ORDER CODE
Circuit Breaker, 1-pole, 15A, 120V	76964
Circuit Breaker, 2-pole, 15A, 120V	76965
Circuit Breaker, 1-pole, 20A, 120V	76966
Circuit Breaker, 2-pole, 20A, 120V	76967
Circuit Breaker, 1-pole, 20A, 277V	76969
Circuit Breaker, 2-pole, 20A, 277V	76968

(1) When ordering, specify control options and relay types (number of 1 pole or 2 pole). Note, 2-pole relays occupy (and count as) two relay slots.

(2) Panels with circuit breakers come with 3-phase mains lugs for power input.

(3) Panel inserts only. When ordering, specify relay panel enclosure. See Contact Relay Panel Enclosures for required enclosure type.

©2019 Signify Holding. All rights reserved.

All trademarks are owned by Signify Holding or their respective owners. The information provided herein is subject to change, without notice. Signify does not give any representation or warranty as to the accuracy or completeness of the information included herein and shall not be liable for any action in reliance thereon. The information presented in this document is not intended as any commercial offer and does not form part of any quotation or contract, unless otherwise agreed by Signify. Data subject to change.

Ref: 76910-100-00